

Foundations of Computer Graphics

Online Lecture 9: Ray Tracing 1
History and Basic Ray Casting

Ravi Ramamoorthi

Effects needed for Realism

- (Soft) Shadows
- Reflections (Mirrors and Glossy)
- Transparency (Water, Glass)
- Interreflections (Color Bleeding)
- Complex Illumination (Natural, Area Light)
- Realistic Materials (Velvet, Paints, Glass)
- ...

Ray Tracing

- Different Approach to Image Synthesis as compared to Hardware pipeline (OpenGL)
- Pixel by Pixel instead of Object by Object
- Easy to compute shadows/transparency/etc

Outline

- *History*
- Basic Ray Casting (instead of rasterization)
 - Comparison to hardware scan conversion
- Shadows / Reflections (core algorithm)
- Ray-Surface Intersection
- Optimizations

Ray Tracing: History

- Appel 68
- Whitted 80 [recursive ray tracing]
 - Landmark in computer graphics
- Lots of work on various geometric primitives
- Lots of work on accelerations
- Current Research
 - Real-Time raytracing (historically, slow technique)
 - Ray tracing architecture

Ray Tracing History

- "An improved illumination model for shaded display" by T. Whitted, CACM 1980
- 512x512, VAX 11/780
- 74 min, today real-time

Turner Whitted 1980.
Spheres and Checkerboard



Outline in Code

```
Image Raytrace (Camera cam, Scene scene, int width, int height)
{
    Image image = new Image (width, height) ;
    for (int i = 0 ; i < height ; i++)
        for (int j = 0 ; j < width ; j++) {
            Ray ray = RayThruPixel (cam, i, j) ;
            Intersection hit = Intersect (ray, scene) ;
            image[i][j] = FindColor (hit) ;
        }
    return image ;
}
```

Outline

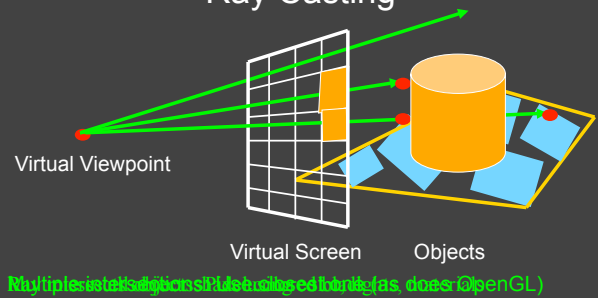
- History
- **Basic Ray Casting** (instead of rasterization)
 - Comparison to hardware scan conversion
- Shadows / Reflections (core algorithm)
- Ray-Surface Intersection
- Optimizations

Ray Casting

Produce same images as with OpenGL

- Visibility per pixel instead of Z-buffer
- Find nearest object by shooting rays into scene
- Shade it as in standard OpenGL

Ray Casting



Comparison to hardware scan-line

- Per-pixel evaluation, per-pixel rays (not scan-convert each object). On face of it, costly
- But good for walkthroughs of extremely large models (amortize preprocessing, low complexity)
- More complex shading, lighting effects possible

Foundations of Computer Graphics

Online Lecture 9: Ray Tracing 1

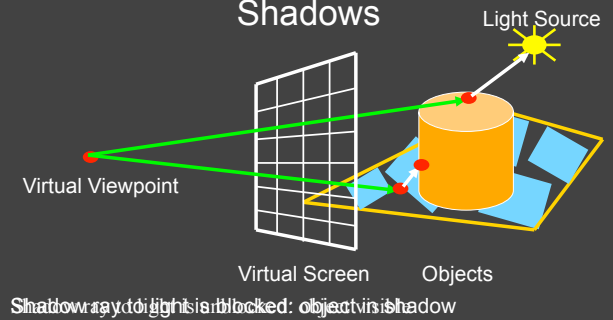
Core Algorithm: Shadows and Reflections

Ravi Ramamoorthi

Outline

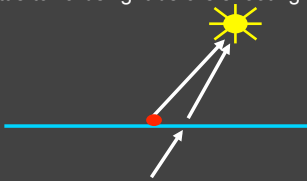
- History
- Basic Ray Casting (instead of rasterization)
 - Comparison to hardware scan conversion
- **Shadows / Reflections (core algorithm)**
- Ray-Surface Intersection
- Optimizations

Shadows

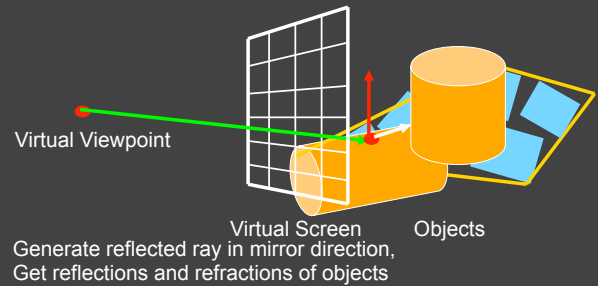


Shadows: Numerical Issues

- Numerical inaccuracy may cause intersection to be below surface (effect exaggerated in figure)
- Causing surface to incorrectly shadow itself
- Move a little towards light before shooting shadow ray



Mirror Reflections/Refractions



Recursive Ray Tracing

For each pixel

- Trace Primary Eye Ray, find intersection
- Trace Secondary Shadow Ray(s) to all light(s)
 - Color = Visible ? Illumination Model : 0 ;
- Trace Reflected Ray
 - Color += reflectivity * Color of reflected ray

Problems with Recursion

- Reflection rays may be traced forever
- Generally, set maximum recursion depth
- Same for transmitted rays (take refraction into account)

Effects needed for Realism

- (Soft) Shadows
- Reflections (Mirrors and Glossy)
- Transparency (Water, Glass)
- Interreflections (Color Bleeding)
- Complex Illumination (Natural, Area Light)

Discussed in this lecture

Not discussed but possible with distribution ray tracing

Hard (but not impossible) with ray tracing; radiosity methods

Foundations of Computer Graphics

Online Lecture 9: Ray Tracing 1

Ray-Surface Intersection

Ravi Ramamoorthi

Outline

- History
- Basic Ray Casting (instead of rasterization)
 - Comparison to hardware scan conversion
- Shadows / Reflections (core algorithm)
- *Ray-Surface Intersection*
- Optimizations

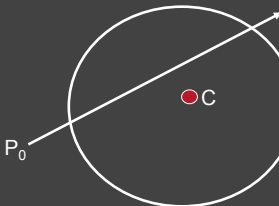
Ray/Object Intersections

- Heart of Ray Tracer
 - One of the main initial research areas
 - Optimized routines for wide variety of primitives
- Various types of info
 - Shadow rays: Intersection/No Intersection
 - Primary rays: Point of intersection, material, normals
 - Texture coordinates
- Work out examples
 - Triangle, sphere, polygon, general implicit surface

Ray-Sphere Intersection

$$\text{ray} \equiv \vec{P} = \vec{P}_0 + \vec{P}_1 t$$

$$\text{sphere} \equiv (\vec{P} - \vec{C}) \cdot (\vec{P} - \vec{C}) - r^2 = 0$$



Ray-Sphere Intersection

$$\text{ray} \equiv \vec{P} = \vec{P}_0 + \vec{P}_1 t$$

$$\text{sphere} \equiv (\vec{P} - \vec{C}) \cdot (\vec{P} - \vec{C}) - r^2 = 0$$

Substitute

Ray-Sphere Intersection

$$\text{ray} \equiv \vec{P} = \vec{P}_0 + \vec{P}_1 t$$

$$\text{sphere} \equiv (\vec{P} - \vec{C}) \cdot (\vec{P} - \vec{C}) - r^2 = 0$$

Substitute

$$\text{ray} \equiv \vec{P} = \vec{P}_0 + \vec{P}_1 t$$

$$\text{sphere} \equiv (\vec{P}_0 + \vec{P}_1 t - \vec{C}) \cdot (\vec{P}_0 + \vec{P}_1 t - \vec{C}) - r^2 = 0$$

Simplify

Ray-Sphere Intersection

$$\text{ray} \equiv \vec{P} = \vec{P}_0 + \vec{P}_1 t$$

$$\text{sphere} \equiv (\vec{P} - \vec{C}) \cdot (\vec{P} - \vec{C}) - r^2 = 0$$

Substitute

$$\text{ray} \equiv \vec{P} = \vec{P}_0 + \vec{P}_1 t$$

$$\text{sphere} \equiv (\vec{P}_0 + \vec{P}_1 t - \vec{C}) \cdot (\vec{P}_0 + \vec{P}_1 t - \vec{C}) - r^2 = 0$$

Simplify

$$t^2(\vec{P}_1 \cdot \vec{P}_1) + 2t \vec{P}_1 \cdot (\vec{P}_0 - \vec{C}) + (\vec{P}_0 - \vec{C}) \cdot (\vec{P}_0 - \vec{C}) - r^2 = 0$$

Ray-Sphere Intersection

$$t^2(\vec{P}_1 \cdot \vec{P}_1) + 2t \vec{P}_1 \cdot (\vec{P}_0 - \vec{C}) + (\vec{P}_0 - \vec{C}) \cdot (\vec{P}_0 - \vec{C}) - r^2 = 0$$

Solve quadratic equations for t

- 2 real positive roots: pick smaller root
- Both roots same: tangent to sphere
- One positive, one negative root: ray origin inside sphere (pick + root)
- Complex roots: no intersection (check discriminant of equation first)



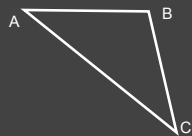
Ray-Sphere Intersection

- Intersection point: $\text{ray} \equiv \vec{P} = \vec{P}_0 + \vec{P}_1 t$
- Normal (for sphere, this is same as coordinates in sphere frame of reference, useful other tasks)

$$\text{normal} = \frac{\vec{P} - \vec{C}}{|\vec{P} - \vec{C}|}$$

Ray-Triangle Intersection


- One approach: Ray-Plane intersection, then check if inside triangle
- Plane equation:



Ray-Triangle Intersection

- One approach: Ray-Plane intersection, then check if inside triangle
- Plane equation:

$$n = \frac{(C - A) \times (B - A)}{|(C - A) \times (B - A)|}$$

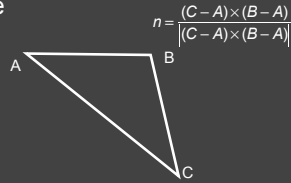


Ray-Triangle Intersection

- One approach: Ray-Plane intersection, then check if inside triangle

- Plane equation:

$$\text{plane} \equiv \vec{P} \cdot \vec{n} - \vec{A} \cdot \vec{n} = 0$$



Ray-Triangle Intersection

- One approach: Ray-Plane intersection, then check if inside triangle

- Plane equation:

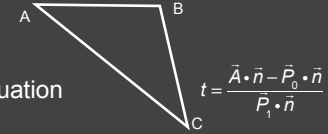
$$\text{plane} \equiv \vec{P} \cdot \vec{n} - \vec{A} \cdot \vec{n} = 0$$

- Combine with ray equation

$$\text{ray} \equiv \vec{P} = \vec{P}_0 + \vec{P}_1 t$$

$$(\vec{P}_0 + \vec{P}_1 t) \cdot \vec{n} = \vec{A} \cdot \vec{n}$$

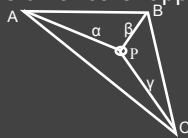
$$\vec{n} = \frac{(\vec{C} - \vec{A}) \times (\vec{B} - \vec{A})}{|(\vec{C} - \vec{A}) \times (\vec{B} - \vec{A})|}$$



$$t = \frac{\vec{A} \cdot \vec{n} - \vec{P}_0 \cdot \vec{n}}{\vec{P}_1 \cdot \vec{n}}$$

Ray inside Triangle

- Once intersect with plane, need to find if in triangle
- Many possibilities for triangles, general polygons
- We find parametrically [barycentric coordinates]. Also useful for other applications (texture mapping)

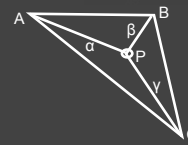


$$P = \alpha A + \beta B + \gamma C$$

$$\alpha \geq 0, \beta \geq 0, \gamma \geq 0$$

$$\alpha + \beta + \gamma = 1$$

Ray inside Triangle



$$P = \alpha A + \beta B + \gamma C$$

$$\alpha \geq 0, \beta \geq 0, \gamma \geq 0$$

$$\alpha + \beta + \gamma = 1$$

$$P - A = \beta(B - A) + \gamma(C - A)$$

$$0 \leq \beta \leq 1, 0 \leq \gamma \leq 1$$

$$\beta + \gamma \leq 1$$

Other primitives

- Much early work in ray tracing focused on ray-primitive intersection tests
- Cones, cylinders, ellipsoids
- Boxes (especially useful for bounding boxes)
- General planar polygons
- Many more

Ray-Tracing Transformed Objects

We have an optimized ray-sphere test

- But we want to ray trace an ellipsoid...

Solution: Ellipsoid transforms sphere

- Apply inverse transform to ray, use ray-sphere
- Allows for instancing (traffic jam of cars)

Mathematical details worked out next

Transformed Objects

Transformed Objects

- Consider a general 4x4 transform M (matrix stacks)
- Apply inverse transform M^{-1} to ray
 - Locations stored and transform in homogeneous coordinates
 - Vectors (ray directions) have homogeneous coordinate set to 0 [so there is no action because of translations]
- Do standard ray-surface intersection as modified
- Transform intersection back to actual coordinates
 - Intersection point p transforms as Mp
 - Normals n transform as $M^{-1}n$. Do all this before lighting

Foundations of Computer Graphics

Online Lecture 9: Ray Tracing 1

Optimizations

Ravi Ramamoorthi

Outline

- History
- Basic Ray Casting (instead of rasterization)
 - Comparison to hardware scan conversion
- Shadows / Reflections (core algorithm)
- Ray-Surface Intersection
- *Optimizations*
- Current Research

Acceleration

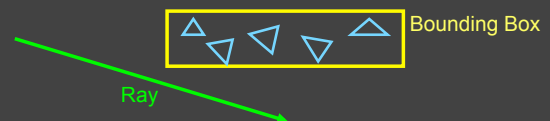
Testing each object for each ray is slow

- Fewer Rays
 - Adaptive sampling, depth control
- Generalized Rays
 - Beam tracing, cone tracing, pencil tracing etc.
- Faster Intersections (more on this later)
 - Optimized Ray-Object Intersections
 - *Fewer Intersections*

Acceleration Structures

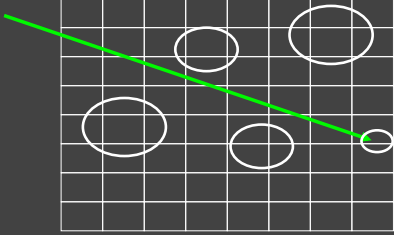
Bounding boxes (possibly hierarchical)

If no intersection bounding box, needn't check objects



Spatial Hierarchies (Oct-trees, kd trees, BSP trees)

Acceleration Structures: Grids



Acceleration and Regular Grids

- Simplest acceleration, for example 5x5x5 grid
- For each grid cell, store overlapping triangles
- March ray along grid (need to be careful with this), test against each triangle in grid cell
- More sophisticated: kd-tree, oct-tree bsp-tree
- Or use (hierarchical) bounding boxes