



Accessing the CWR Course 1, Session 1 Google Hangout on Air

To view with the opportunity to ask questions:

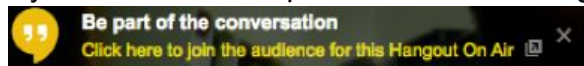
It is recommended to review these prior to the date of the Hangout so that you have ample time to check your computer's settings.

1. Make sure you have a Gmail (Google email) account. If you do not have one, create one at: <https://mail.google.com>. Creating this account is free.
2. Once you have a Gmail account, create a Google+ account using the same login/password. <https://plus.google.com>
3. Download the Google Voice and Video plugin for video hangouts. Link available here: <https://tools.google.com/dlpage/hangoutplugin>
4. If you are using an organization's computer, check that your organization's firewall doesn't restrict access. If they do, you may have to use another computer.
5. Click on the link for the Course 1 Google Hangout <http://bit.ly/CWR1-2Hangout1>
6. On the Hangout page, click 'Yes' under "Are you going to watch?"
7. You will be reminded by e-mail about the Hangout schedule, but try to keep note of the time and date.
8. At the scheduled time, click the Course 1 Hangout link <http://bit.ly/CWR1-2Hangout1>. Then click the play button to join the session.
9. To ask a question during the live session, open the Q&A  pane under the toolbar grid  within the Hangout session and enter your question.
10. You can also vote up your favorite questions by pressing the [+1] symbol next to the time stamp in a comment; the support staff will do their best to answer the top voted questions.

To view only:

If you wish to view the live session, but do **NOT** intend to submit questions

1. Click <http://www.youtube.com/watch?v=MdIYtrwyA4Q> or click on the Online Conversations link at the top of the EdX course page and press the play button.
2. If you decide to ask questions once viewing, click Be part of the conversation



at the bottom left of the player and follow the instructions (Google+ account required).

Troubleshooting:

If you are having difficulty joining Google Hangout, consider the following common issues:

- For more information about computer compatibility, visit [Google Support](#)
- Make sure that your web browser is set to allow Plugins.
- Google Chrome is the preferred browser.
- Ensure that [Adobe Flash player](#) is up-to-date.